

Miscellaneous Power Splicer Blocks

600 Volts AC/DC

Specifications:

- Connector, High Conductive Aluminum, Tin Plated
- Rated for Copper and Aluminum Wire
- Stud, Brass, Tin Plated
- Quick Connect, Brass, Tin Plated
- 10-32 Screw, Brass, Nickel Plated
- Multiple wire rating - refer to datasheets for details
- UL Recognized File No. XCFR2.E62806
- CSA Certified File No. LR19766
- **CE** - Up to 1000 Volts AC/DC
- Flexible Stranded Wire Compliant
- RoHS Compliant



1413202



1413205

Replace "X" with # of poles (0 = Adder)

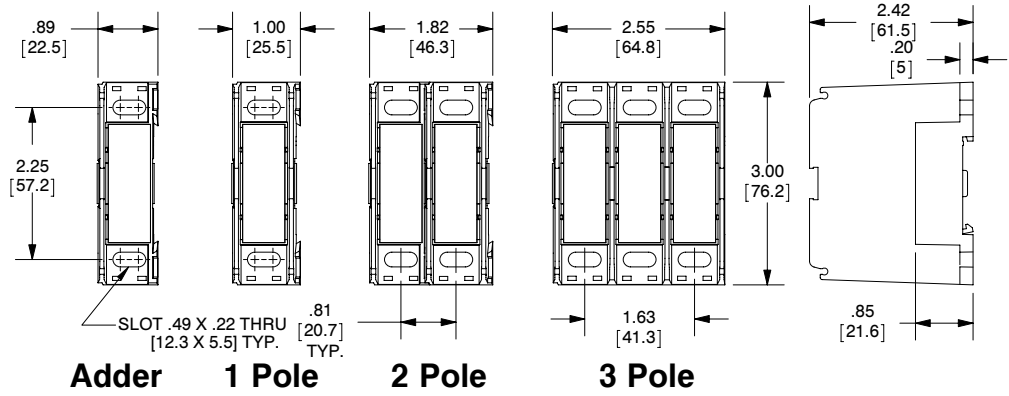
Catalog #	Hinge Cover	Poles (X)	Amps	MATERIAL		LINE SIDE			LOAD SIDE		
				Insulator	Conn.	Wire Range AWG/kcmil	Openings Per Pole	Connector Configuration	Load Connection	Openings Per Pole	Connector Configuration
141X200		1/2/3/4	115	Plastic	AL	#2 - #14 AWG	1		10-32 Screw	1	
141X201		1/2/3/4	115	Plastic	AL	#2 - #14 AWG	1		10-32 Tapped Hole	1	
141X202		1/2/3/4	115	Plastic	AL	#2 - #14 AWG	1		.25 x .032 QC	4	
141X205		1/2/3/4	115	Plastic	AL	#2 - #14 AWG	1		#10-32 Hole & (2) QC	1	
141X301		1/2/3/4	115	Plastic	AL	#2 - #14 AWG	1		#2 - #14 AWG & (1) QC	1	
142X411		1/2/3	175	Phenolic	AL	2/0 - #14 AWG	1		M6 Hole	1	
142X553		1/2/3	175	Phenolic	AL	2/0 - #14 AWG	1		1/4-20 Tapped Hole	1	
142X579		1/2/3	175	Phenolic	AL	2/0 - #14 AWG	1		2/0 - #14 AWG & (1) QC	1	
132X579	CH	0/1/2/3	175	Plastic	AL	2/0 - #14 AWG	1		2/0 - #14 AWG & (1) QC	1	
142X670		1/2/3	175	Phenolic	AL	2/0 - #14 AWG	1		#4 - #14 AWG & (1) QC	4	
132X670	CH	0/1/2/3	175	Plastic	AL	2/0 - #14 AWG	1		#4 - #14 AWG & (1) QC	4	

CH = Block is also available with hinge cover attached - include "CH" at end of part number when ordering (not available on Adder blocks) - See page 58 for available covers

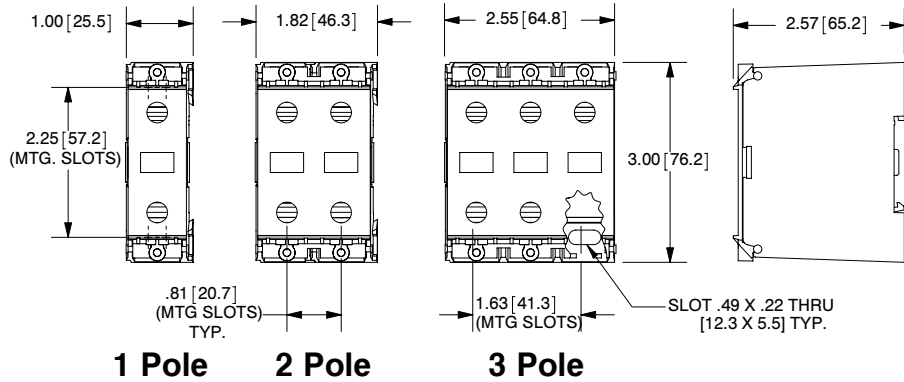
See page 58 for available covers
See pages 55-57 for dimensional information

Power Terminal Block Dimensions

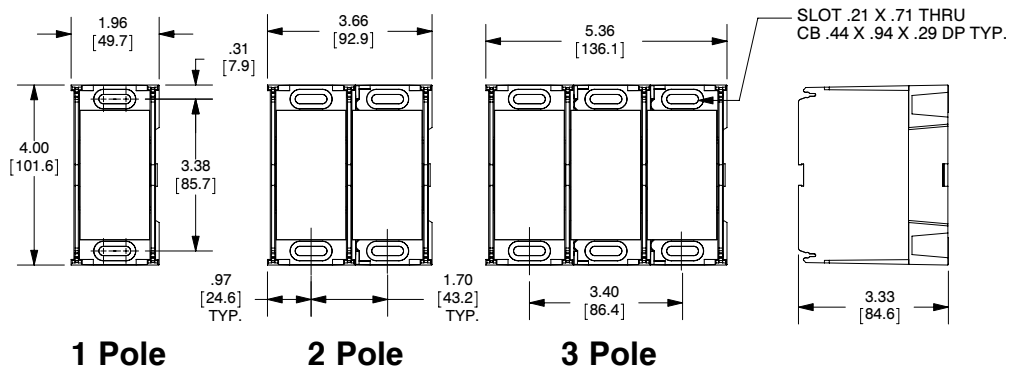
132 SERIES



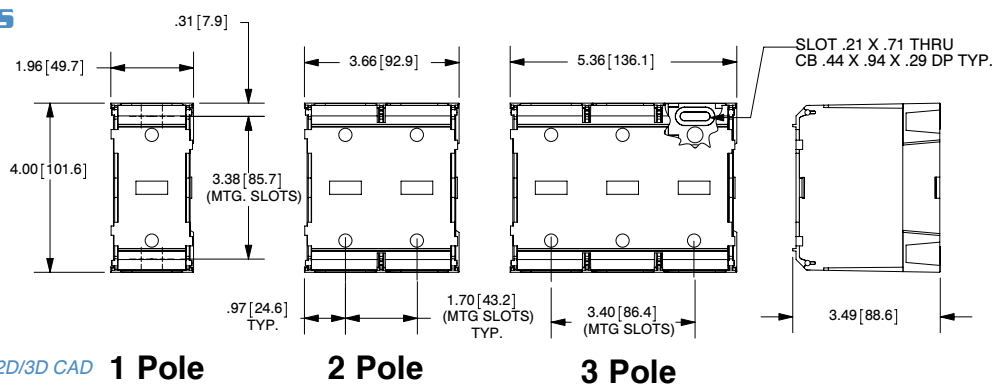
132 CH SERIES



133 SERIES



133 CH SERIES

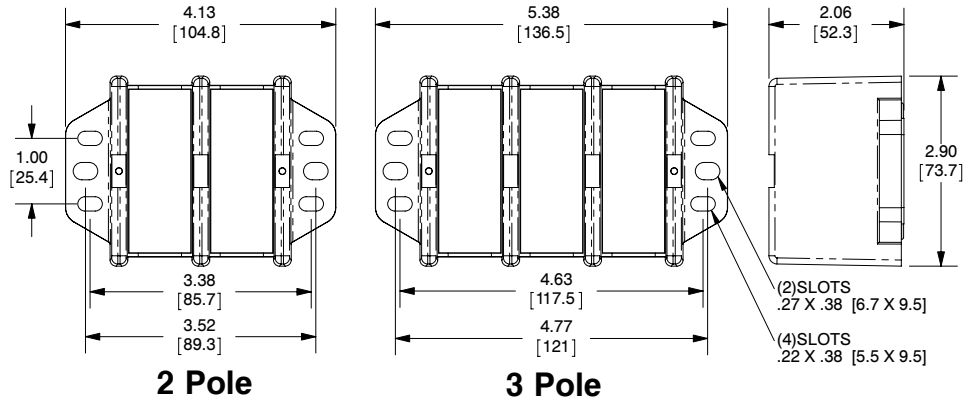


For electronic drawings or 2D/3D CAD data, submit request at www.marathonsp.com/drawings.html

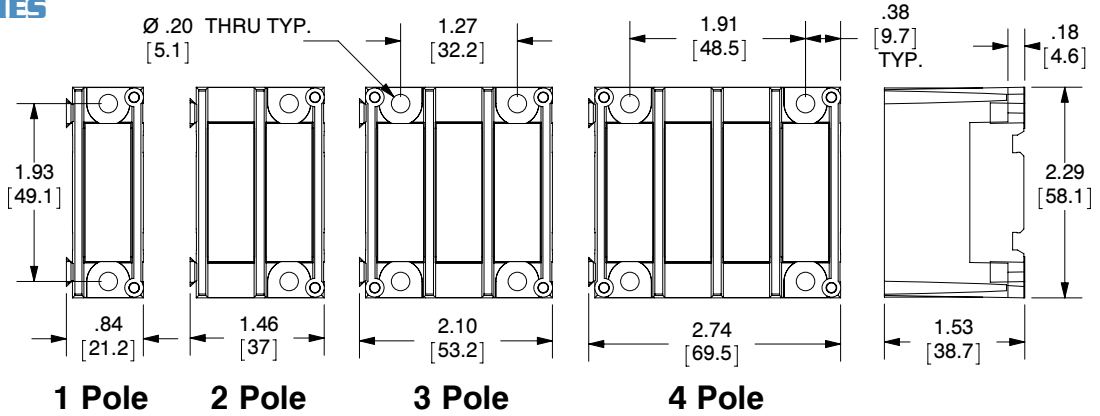
Datasheets available at marathonsp.com

Power Terminal Block Dimensions

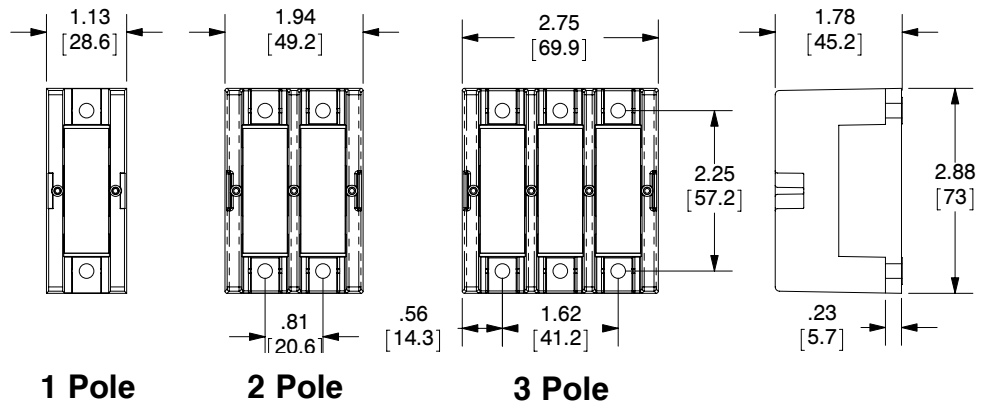
140 SERIES



141 SERIES



142 SERIES



For electronic drawings or 2D/3D CAD data, submit request at www.marathonsp.com/drawings.html